


2012



2012 1 1 ——2012 6 30

.....	3
.....	3
.....	4
.....	7
.....	13
.....	15
.....	22

	50	50
	02 1 02 2/ 1 02 / 51	02 1 02 2/ 1 02 / 51
	02 51	02 51

	//

	1-6		(%)
	205,452, 15. 4	15 , , 22.0	30.05%
	13 ,52 , 5 .04	10 ,5 2, 0.51	2 .5 %
	13 ,521,45 .04	10 ,5 ,3 1.01	2 .5 %
	102, ,11 .	3,2 1,035.12	23. %
	103,003,24 .4	41,4 , .50	14 .2%
	- 3 ,33 ,2 .	- 1,2 2, 3. 2	- 4.35%
			(%)
	3,2 ,33 ,30 .45	1,212,0 , 34. 2	1 2.12%
	3,11 , 1 ,0 .43	4 ,5 0,011. 1	2 %
	5 ,413,02 .00	35 ,413,02 .00	1.3 %

	1-6		(%)
/	0.23	0.2324	



	35 ,413,02	100%				- ,000	- ,000	35 ,404,02	1. %
1	35 ,413,02	100%				- ,000	- ,000	35 ,404,02	1. %
2									
3									
4									
	35 ,413,02	100%	220,000,000			0	220,000,000	5 ,413,02	100%

1
2011 7 21
[2011] 313
2011 10 12
[2011] 426
2012 1 11
2012 3 9
[2012] 317
2012 3 9
[2012] 316
2
2012 3 31
1. 2
2012 4 16
220, 000, 000 2012 4 25
36 2015 4 25

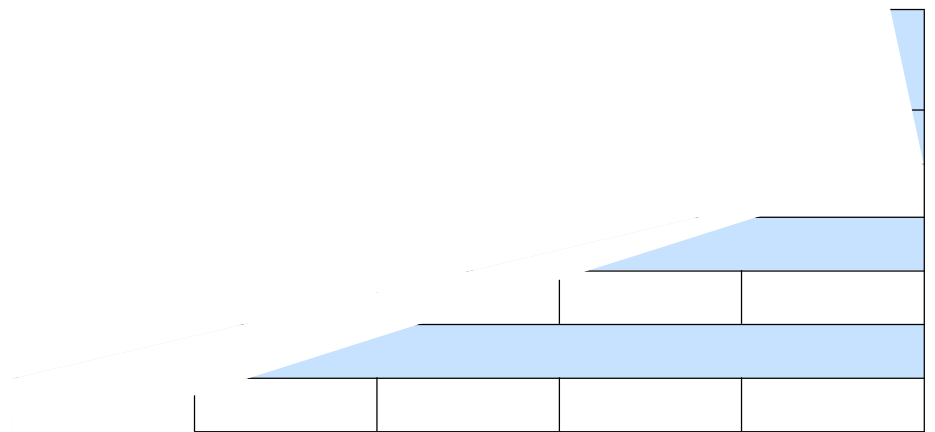
	0.23	0.2 35	- .45%
	5.3	2. 0	2.5%

2


--	--	--	--	--	--	--

4 25

4 25



2



1

2

10

10

3

1

	2012 04 25
	2012 04 25

2


100001003350 4

100

1 2

		10%	10%		

			2001	5	
			2010	5	
			200		



200 3

2004 4

2000 3

			2012 0 2	2012 2
--	--	--	----------	--------

	13
	54
	4
	20
	3
	12
	33
	3
	4
	0

1

23. %
2
1

20,545.2

10,2 . 1

4 25

21

33

2

	2012		3.15	153.54	30.12%
	220, 52. 5		110,5 .4		15, 3 .5
	,1 2. 4	135.21%		1 . 2	
0	105. 0				

3

4

20%

20%

" "

1

1

			(%)	%	%	%
	1, 2.0			2 1.1%		
	15, 3 .5			135.21%		
	5 .			- 1. 3%		
	1,5 .1			1 .0 %		
	44 .4	4.51	5.5 %	-5 . 4%	- 4. 4%	2 .02%
	1, 2.0			2 1.1%		
	15, 3 .5			135.21%		
	5 .			- 1. 3%		
	1,5 .1			1 .0 %		
	44 .4	4.51	5.5 %	-5 . 4%	- 4. 4%	2 .02%

2

	1 ,04 ,4 3.45	13.34%
	3, 3 , .	
	10, 4 ,23 .51	
	11, 1 ,23 .21	

10%

3

4

5

6 10%

7

2

1.	30,001, 2.23	15, 1, 22. 2			23, 43, .
2.	3,35 , .04		4,41 ,2 .		214, 20,3 5. 5
	113,3 0,351.2	15, 1, 22. 2	4,41 ,2 .		23 , 4,042.53
	113,3 0,351.2	15, 1, 22. 2	4,41 ,2 .		23 , 4,042.53

3

1

	210,513
	0,000
	0,000
	0
	0
	0

		2012 31	22,000	1.00
	. 5	2,123,000,000.00	1 , 0,000.00	
	2,105,130,000.00	2012 4 12		
		2012 001		
2012	30	00,000,000.00		
	4			4

2012 1-9

“

”

“

”

1				
	2012	40,600	15,500	
220		20,545.27		50.60%
6,693	43.18%	196.72	89.42%	
2				

1.

7 27

2

2012 3 31

3

" "

2012 6 12

" 2011 "

" "

4

5

" "

1 3

2

3

4

5


1. 2012 5 18 2011 2011

578, 413, 026 10 0. 60

187.30

6,000

3



3,000,000.00 1,000,000 2.2 %

2012 6 30	239,976,258.19	136,368,773.12
9,538,771.19	126,830,001.93	
2		
	10	2012 4
2012 6		10

1

5%

		2011 12 2	2011 12 2	1	2012 2
		2011 12 2	2011 12 2		
		2012 1 20	2012 1 20		

3.

2012 0 11

2012 0 12

2012 0 13

2012 0 15

2012 0 20

2012 0 22

2011

	2012-0	2012 03 31
	2012-0	2012 04 0
2012-0	2012-10	
		2012 04 24
	2012-11	2012 04 25
	2011	
2012		
2011		
2011		

1,510,

1,510, 10, 2.43	3 ,12 ,44 .23	-	-
-	-	-	-
23, 43, .	30,001, 2.23	-	-
-	-	-	-
-	-	-	-
-	-	-	-
,3 0.00	40 , 20.00	-	-
-	-	30,2 1,441.4	32,345,1 4.
-	-		

2012 1-6

	2012 1-	2011 1-
	205,452, 15. 4	15 , , 22.0
	1 , 20, 3.21	5,0 , 4.14
	20,104,3 2.5	5,431, 05.3
	2 3, 0 .35	3 3, 41.23
	15 ,3 5, 0 .5	, ,24 .3
	1 3,222,05 .1	3,055,350.10
	3, 2 ,44 . 0	5,2 ,103. 1
" _"	5, , 20. 5	1, 45, 4 .
		-
" _"	15, 1, 22. 2	-1, 41,314.04
" _"	-	-
		4,54 ,500.00
	4,4 4, 0. 0	10,5 , . 0
	, 25, 5 . 0	4 ,3 5, 1.55
		3,551, 1. 5
	10,2 5, . 0	5, 25,3 3.14
	55, 5,2 .	34,4 0,132. 0
		2 0,305.01
	1 , . 5	1,044, .52
	45,111.12	4,2 2, 0.33
" _"	13 ,52 , 5 .04	10 ,5 2, 0.51
:		-
:	5,502.00	5,5 .50
" _"	13 ,521,45 .04	10 ,5 ,3 1.01
	35,522,33 .0	24, ,0 2.22
		510,2 3.
" _"	102, ,11 .	3,2 1,035.12
	102, ,11 .	3,2 1,035.12
	-	
	0.23	0.2324
	0.23	0.2324
	4, 4 ,2 .	-1 ,0 , 00.
	1 , 45,3 . 5	4,203,434.3
	1 , 45,3 . 5	4,203,434.3

2012 1-	2011 1-
205,452, 15. 4	15 ,041,1 2.3
1 , 20, 3.21	5,0 , 4.14
20,104,3 2.5	5,431, 05.3
2 3, 0 .35	3 3, 41.23
15 ,3 5, 0 .5	4,5 4,251.
1 3,222,05 .1	

2012 1-6	2011 1-6
-	-
-	-
, 4, 21.35	-
1 3, , 24.	3, 0 , 1.20
-	-
-	,51 , 0.45
-	-
2, 3 ,000. 0	4, 1 ,430.0
-	-
-	3 , 4,00 .
1 4, 0 , 4 . 2	12 , 2 , 1. 0
-	-
2 ,500,000.00	100,000,000.00
-	-
-	4, 43, 2 .
4,002,105.3	5,2 3, .23
32,03 ,5 0.5	22, 3, .2
-	1 ,445,1 0.
5 , . 0	-
41, 44,5 . 5	32, , 3.43
24,40 ,105.02	13, 44,0 5. 2
31, 4 ,03 .41	1 ,1 0, 5.42
- 3 ,33 ,2 .	- 1,2 2, 3. 2
-	-
13 , 30,000.00	-
1 , , 23.	11,55 ,244.
-	-
-	5, 30, .21
-	-
15 , 1 , 23.	,3 0,021.1
5, 1 .00	34 ,5 5.04
254,000,000.00	0, 00,000.00
-	-
-	-
254, 5, 1 .00	0, 4 ,5 5.04
- ,0 ,2 4.32	-3,55 ,543.
-	-
1, 2, ,45 .33	-
-	-
-	-
1,013,0 .3	-
1, 3, 1,525. 1	-
-	25,000,000.00
34, 0 , 5. 0	1 ,304,3 .
-	-
-	-
1,0 3, 02.50	-
35, 02,4 .40	43,304,3 .

2012 1-6	2011 1-6
-	-
-	-
, 4, 21.35	-
1 3, , 24.	3, 0 , 1.20
-	-

		35 ,413,02 .00	1 ,254,34 .3	:	- 5 , ,12 .22	23,34 ,51 .3	242, 5, 2.3	-	-	4 ,5 0,011. 1
										-
		35 ,413,02 .00	1 ,254,34 .3		- 5 , ,12 .22	23,34 ,51 .3	242, 5, 2.3	-	-	4 ,5 0,011. 1
	" -"	220,000,000.00	1, 0,0 4, 3 .30		-	-	,2 4,33 .42	-	-	2,2 ,35 ,0 .2
							102, ,11 .			102, ,11 .
			4, 4 ,2 .							4, 4 ,2 .
		-	4, 4 ,2 .		-	-	102, ,11 .	-	-	1 , 45,3 .5
		220,000,000.00	1, 5,21 ,45 .33		-	-	-	-	-	2,105,21 ,45 .33
1		220,000,000.00	1, 5,21 ,45 .33							2,105,21 ,45 .33
2										-
3										-
		-	-		-	-	-34, 04, 1.5	-	-	-34, 04, 1.5
1							-			-
2							-			-
3							-34, 04, 1.5			-34, 04, 1.5
4										-
										-
1										-
2										-
3										-
4										-
		-	-		-	-	-	-	-	-
1										-
2										-
		5 ,413,02 .00	2,14 ,31 ,0 5.13		- 5 , ,12 .22	23,34 ,51 .3	311,1 0,331.15	-	-	3,11 , 1 ,0 .43

		35 ,413,02 .00	1 ,2 1, 04.02	:	-	51,202, 53.01	15,114,15 .24	11 , 2 , 15.	-	-	42, 51, 5 .0
		35 ,413,02 .00	1 ,2 1, 04.02		-	51,202, 53.01	15,114,15 .24	11 , 2 , 15.	-	-	42, 51, 5 .0
	" -"	-	-1 ,0 , 00.		-	- , 4, 1 .5	-	, ,4 .2	-	-	4 ,5 4, .
		-	-1 ,0 , 00.		-	-	-	3,2 1,035.12	-	-	3,2 1,035.12
		-	-1 ,0 , 00.		-	-	-	3,2 1,035.12	-	-	-1 ,0 , 00.
		-	-		-	-	-	-	-	-	4,203,434.3
1					-	-	-		-	-	-
2					-	-	-		-	-	-
3					-	-	-		-	-	-
		-	-		-	-	-	-1 , 20, 51.30	-	-	-1 , 20, 51.30
1					-	-	-	-	-	-	-
2					-	-	-	-	-	-	-
3					-	-	-	-1 , 20, 51.30	-	-	-1 , 20, 51.30
4					-	-	-	-	-	-	-
		-	-		-	- , 4, 1 .5	-	11,30 ,105.4	-	-	2,312,1 . 1
1					-	-	-		-	-	-
2					-	-	-		-	-	-
3					-	-	-		-	-	-
4					-	- , 4, 1 .5	-	11,30 ,105.4	-	-	2,312,1 . 1
		-	-		-	-	-	-	-	-	-
1					-	-	-		-	-	-
2					-	-	-		-	-	-
		35 ,413,02 .00	1 ,214,303.2		-	42,20 ,034.45	15,114,15 .24	1 ,4 ,205.0	-	-	1,44 , 2 .03

	35 ,413,02 .00	1 ,2 1, 04.02	:	- 42,20 ,40 . 3	15,114,15 .24	120, 5,52 .2	-		34, 11,02 .35
									-
	35 ,413,02 .00	1 ,2 1, 04.02		- 42,20 ,40 . 3	15,114,15 .24	120, 5,52 .2	-	-	34, 11,02 .35
" -"	-	-1 ,0 , 00.		-	-	, 4 , 23.54	-	-	5 , 1,222.
						4, ,4 4. 4			4, ,4 4. 4
		-1 ,0 , 00.							-1 ,0 , 00.
	-	-1 ,0 , 00.		-	-	-	4, ,4 4. 4	-	5, 1, 4.0
	-	-		-	-	-	-	-	-

2012 6 30

1

2 50

3

4 5 , 41.302

5

1 2

1 4 1 2

1 2 30

1 2 31

2205302 1 4 1 3

1 4 1

1 4 1 5

1 4 1

1 4 1 10

200 25

200 32

00 2 1010001 200 23

10000100141 13

10

2012 30

200

4

1 1 12 31

1

2

-
4

5

1

500

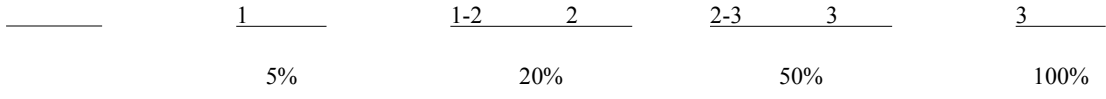
20%

50%

100%

2%

500



2

20%

3

1

2

2

2

3

4

1

2

3

_____	_____	_____	_____
	30	5%	3.1 %
	4	5%	23. 50%
	3	5%	31. %
	5	5%	1 .00%

4

1

2

3

4

5

() ()

1

2

1

2

3

4

1

2

3

1

2

1

2

3

3

1

2

3

4

3

5

1

2

/

3

1

1

2

3

2

1

2

5%

3

10%

4

5

1

50%

50%

1

50%

2

3

4

2

33

		5%
		%
		3%
		25%
		2%

	,515.	4,340.
	1,3 , 52,05 .3	2 1,5 , .5
	113,050,320.0	11 ,525,11 .
	1,510,810,892.43	388,126,449.23
1,122, 4,443.20		2 .2 %

	4,1 2. 2	4,1 2. 2
	4,1 2. 2	4,1 2. 2
	/	/

	/	/
	/	/

	23, 43, .	30,001, 2.23
	/	/
	23,943,666.88	30,001,682.23

1

53, 00.00	55.2 %	3 ,340.00	.25%
32,2 0.00	33.15%	11,2 0.00	2. 5%
11,2 0.00	11.5 %	/	/
/	/	/	/
97,360.00	100.00%	409,620.00	100.00%
/	/	/	/
97,360.00	100.00%	409,620.00	100.00%
5%	5%		

, ,31 .13	.45%	4 , 15. 5	,1 2, 1 .10	4.40%	30 ,135. 0
1 ,101. 4	0.1 %	3,420.35	1 ,101. 4	0.2 %	3,420.35
5 ,400.00	0.5 %	2 ,200.00	5 ,400.00	0. %	2 ,200.00
2 1,4 3.	2. 2%	2 1,4 3.	2 1,4 3.	4.45%	2 1,4 3.
10,343,312.63	100.00%	822,929.96	6,549,713.60	100.00%	633,250.01

1

3, 3,5 .03 5 . 2%

2

,105,5 0.00			. 0%
1,3 , 0.00			13.23%
453,522.24			4.3 %
100,441.0			0. %
3 ,000.00			0.35%
,0 4,323.31	/	/	. 3%

_____	_____	_____	_____
45,000,000.00	/	115,500,000.00	/
15, 0 ,14 .05			0

860,808,146.05

131,308,146.05

15, 0 ,14 .05

15, 0 ,14 .05

/

/

15, 0 ,14 .05

15, 0 ,14 .05

845,000,000.00

115,500,000.00

3

15,000,000.00	1. 4%	15,000,000.00	11.42%
4,000,000.00	0.4 %	4,000,000.00	3.05%
31,540,000.00	3. %	31,540,000.00	24.02%
543,3 3.34	0.0 %	0,543,3 3.34	53. 2%
/	/	/	/
0 , 24, 2. 1	4.0 %	10,224, 2. 1	. %
860,808,146.05	100.00%	131,308,146.05	100.00%
15, 0 ,14 .05	/	15, 0 ,14 .05	/
/	/	/	/
15, 0 ,14 .05	/	15, 0 ,14 .05	/
845,000,000.00	/	115,500,000.00	/

4

/	15, 0 ,14 .05	/	1 ,44 ,2 .52
/	/	/	/
/	/	/	/
/	/	/	3, 40,130.4
/	/	/	/
/	/	/	/
/	/	/	/
/	/	/	/
/	15,808,146.05	/	15,808,146.05

	/	/
214, 20,3 5. 5		3,35 , .04
205, 3,3 5. 5		4, 3, .04
,15 ,000.00		,5 5,000.00
214,820,375.65		83,358,669.04
131,4 1, 0 . 1		15 . 1%

	/	/	/	/
4 3, 0,000.00	4 3, 0,000.00	35 , 20,000.00	35 , 20,000.00	
4 3, 0,000.00	4 3, 0,000.00	35 , 20,000.00	35 , 20,000.00	
	/	/	/	/
473,790,000.00	473,790,000.00	356,620,000.00	356,620,000.00	
1	11 ,1 0,000.00	32. %		
2				

2012.4.20-2014.4.20	1 %	1 0,000,000.00
2010. .30-2013. .30	.00%	50,000,000.00
2010. .30-2012. .30	.00%	,000,000.00
2010. .13-2012. .13	.50%	50,000,000.00
2010.11.23-2012.11.23	10.00%	10,000,000.00
2010.10.1 -2012.10.1	.50%	10,000,000.00
2011.04.0 -2013.04.0	10.00%	20,000,000.00
2011.0 .15-2013.0 .15	.00%	0,000.00
2011.11.0 -2013.11.0	12.00%	0,000,000.00
2012.02.1 -2015.02.1	14%	4,000,000.00
/	/	473,790,000.00

, . 5	100,2 4.5	/	,0 1.41
331, . 0	2, 20.	/	404,310.4
11,553,004.68	1,551,360.85	/	13,104,365.53

3

/	/	/	/
/	/	/	/
/	/	/	/
/	/	/	/
/	/	/	/

4

4 , 34, . 4			4 , 3,1 .24
2, ,1 3.4			2, 2 , 25.2

\

/	5 0,314. 0
/	/
0,550.1	4, 50, 0. 5
4,3 5,000.01	5,01 , .23
/	/
/	/
10,410,727.67	15,716,223.71
5,305,4 .04	33. %

_____	_____	_____	_____
/	/	/	/
/	/	/	/
1,451,2 .00	/	2,0 ,3 0.12	/
61,451,269.00	/	62,096,380.12	

30,966,566.14 189,679.95 / / 31,156,246.09

1	20,0 ,10 . 3	32, 3 ,21 . 2	35,304,32 .22	1 ,500,000.00
2	/	/	/	/
3	2, 3, 1 .11	4,4 ,5 . 3	4,1 3, 45.	3,0 , 0.
1	10 , 3 .22	5 0,3 5. 1	52 ,5 0.42	1 0, 22.41
2	2,4 1,52 .32	1, 5 ,012.4	2,405,150.42	2,033,3 0.3
3	/	51,20 . 5	2 , 32.4	23,4 .1
4	2,410. 2	151, .51	15 ,344. 2	55,0 3. 1
5	20, 4 .31	2 ,334.0	2 ,5 .32	1 ,51 .0
	/	5 5,1 0.00	2 ,3 0.00	2 , 0.00
	120,0 1.34	1,124,510.40	4 , 1.40	4 5, 20.34
4	3 3,12 .2	1, 0 , .00	1, 4, 02.00	40 ,202.2
5	2,401,350.14	1,4 2, 35.05	55,11 .00	3,21 ,1 .1
	/	/	/	/
	, 0 , 0.20	20 , .53	,2 1.2	,02 ,2 .45
	/	2 ,112.55	/	2 ,112.55
	/	/	/	/
	32,345,164.67	40,722,339.15	42,806,062.36	30,261,441.46

5,0 , 44.3	5,2 4,243.2
34 ,40 . 0	3 5,2 . 2
14 , 45. 1	15 ,543.
42,254, .	32,3 5,252.1
/	34 , 0 .1
105,5 2.14	10 ,5 0.2
2 ,425.10	52,34 . 2
411,1 4.54	23 ,553.53

49,065,757.73

39,525,697.77

5,4 5,311.

5,4 5,311.

1,0 5, 0 .32

1,0 5, 0 .32

10, 5, 2 .1

220,5 , 1.22

1

20 , 3, 55.04

5.0 %

2

10%

43, 2, .22

55,1 0,0 .

3 , 2,20 .13

,35 , 2.4

31, 615, 426 64

378 32%

2012 1-6

	/	/	/	,000.00	,000.00	,000.00
2	35 ,413,02 .00		/	- ,000.00	- ,000.00	35 ,404,02 .00
	35 ,413,02 .00		/	- ,000.00	- ,000.00	35 ,404,02 .00
3	35 ,413,02 .00	220,000,000.00	/	/	220,000,000.00	5 ,413,02 .00

2012 3

	2012 31		22,000	
200,000,000	34.5 %		20,000,000	3.4 %

2012 4 11 1.00 . 5

2,105,130,000.00 2012 4 11 2012 001

5 ,413,02 .00 2012 4 12

2012 002

_____	_____	_____	_____	_____
	,5 ,515.0	1, 5,21 ,45 .33	/	1, 1, 05, 3.3
	15 , , 31.	4, 4 ,2 .	/	254,513,111. 4
	166,254,346.83	1,980,064,738.30	/	2,146,319,085.13

1

2

_____	_____	_____	_____	_____
	5 , ,12 .22	/	/	5 , ,12 .22

_____	_____	_____	_____
23,34 ,51 . 3	/	/	23,34 ,51 . 3

102, ,11 .

242, 5, 2. 3

/

/

34, 04, 1.5

311,1 0,331.15

1 , 20, 3.21

5,0 , 4.14

15 ,3 5, 0 .5

, ,24 .3

/

15,881,722.62

/

-1,941,314.04

3%	2 0, 3 .1	153,3 . 2
1	1 0, 2 .13	101,153.12
2%	1 0, 2 .13	/
/	10,295,689.07	5,725,373.14

4,5 0,315. 3 . 3%

2

_____	_____	_____
	32, 3 ,21 .2	20,312, .00
	2,224, 25. 0	1,20 , 2 .0
	1, 5,01 . 0	1, 43, 11. 2

/
/

/
/

189,679.95

1,044,988.52

55,30 .5

1. 5%

/

/

/

/

5,502.00

5,5 .50

/

/

/

/

5,502.00

5,569.50

30,21 , 41.02

23,515, 10.1

5,305,4 .04

1,2 0,2 2.04

35,522,337.06

24,796,092.22

10, 2 ,244. 4

30,21 , 41.02

30,21 , 41.02

5,305,4 .04

/

35,522,33 .0

1

1

102, ,11 . 3,2 1,035.12

1 , . 5 1,044, .52

2,1 ,4 1. 2,01 , 4 .54

101, 5.00 ,140.00

1 ,2 0.2

-

- -15, 1, 22. 2 1, 41,314.04

- 2 0,305.01

- -1 , , 45. - 0,035, 3 .

- 5,305,4 .04 1,2 0,2 2.04

-

- -15,3 3, 3 . 0

21, 3 , 3 . -1,11 ,15 .

- 2 ,500,000.00

- -3,4 1,33 .03 -30,3 1,533.54

- -1,424, 2 . 3 -45,153,2 1.2

10 , 5 . 2 ,5 0. 1

- 3 ,33 ,2 . - 1,2 2, 3. 2

2

/ /

/ /

/ /

3

1,510, 10, 2.43

144, 52,2 0.24

3 ,12 ,44 .23

2 3,0 , .

/

/

/

/

1,122, 4,443.2043.

4 4

1	1,510, 10, 2.43	3 ,12 ,44 .23
	,515.	4,340.
	1,3 , 52,05 .3	2 1,5 , .5
	113,050,320.0	11 ,525,11 .
2	/	/
3	1,510, 10, 2.43	3 ,12 ,44 .23

/ /
 / /
 / /
 4, 4 ,2 . -1 ,0 , 00.

	1 , 20, 3.21	5,0 , 4.14
	15 ,3 5, 0 .5	4,5 4,251.
	5, , 20. 5	4, , 55. 4
	15, 1, 22. 2	-1, 41,314.04
	4,4 4, 0. 0	4,451,304. 4
	205,452,715.84	157,041,162.37

1

	-14,00 , 25.13	-1, 14,55 .
	535, 2 . 0	1,330,000.00
	/	/
	/	5,024,2 0.45
	1 ,352, 1 .1	10,22 ,244.
	5,879,920.85	84,868,955.64
	, ,034.	3.0 %

2

	15, 1, 22. 2	-1, 41,314.04
--	--------------	---------------

/	/
/	/
/	/
15,881,722.62	-1,941,314.04
1 , 23,03 .	

10,2 5, .0	5,420,430.0
55, 5,2 .	32, 5 , .1
/	/
1 , . 5	1,1 , 04. 2
45,111.12	3 , . 4
66,925,756.80	39,984,512.00

2012 30

1
1

25 -

2

34.5 %

34.5 %

3

1

2 200

23 , ,25 .1

2012 30 23 , ,25 .1

13 ,3 , 3.12

,53 , 1.1

12 , 30,001. 3

3

10

15	/	/
1	/	/
1	/	/
1	/	/
1	/	/
20	-5,502.00	-5,5 .50
1	/	/
	/	/
	/	/
2	5,502.00	5,5 .50
	5,502.00	5,5 .50
	/	/
21	/	/
	/	/
	-5,502.00	55, 0 ,1 5.4
	-1,3 5.50	13, 2 ,04 .
	-4,12 .50	41, 1,14 . 2

200 43

1

1 , 1, .
2 -14,00 , 25.13

2012 1-

.24% 0.23 0.23

.24% 0.23 0.23

2011 1-

10. %	0.2324	0.2324
5.41%	0.115	0.115