
000563

A

2020-26





“ ”

1.

2.

3.

2020 7 7

3.06 /

20

A

80%

“ ”

20

A

=

20

A

÷

20

A

20

4.

1,189,203,853

30%



5.

37

6.

60

18

7.

8.

9.

[2012]37

3

[2013]43

2020 -2022

"

"

10.





| | | |
|---|---|---------------|
| | | |
| A | | |
| | | 1,189,203,853 |
| | A | |
| | | |
| | | |
| | | |
| | | |





2010 8 24

[2010]5

100%

40%

2011

[2011]11

5%

1.

A

1.00

2.

3.

4.



2020 7 7

3.06 /

20

A

80%

" "

20

A

=

20

A

÷

20

A

20

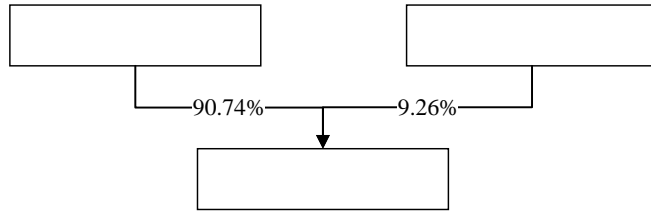
| | | |
|---|--|----------------------|
| | | |
| 1 | | 674,912,827 |
| 2 | | 257,145,513 |
| 3 | | 257,145,513 |
| | | 1,189,203,853 |

6.

37

10.





3.

[2011]203

33

4.

| 2017 | 2018 | 2019 | |
|------|------|------|------|
| 4.38 | 3.90 | 5.62 | 3.27 |
| 1.67 | 3.49 | | |

5.

| | 2019 12 31 |
|--|-------------|
| | 279.52 |
| | 179.01 |
| | 98.44 |
| | 2019 |
| | 5.62 |
| | 2.20 |
| | 3.49 |

6.

7.

1

2

8.

24

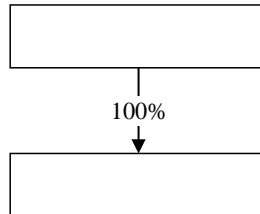
9.

1.

| | |
|--|-----------|
| | |
| | 2018 11 9 |
| | 51 A |
| | 16 1607 |
| | |

| | |
|--|--------------------|
| | 300,000 |
| | 91610000MA6TKFPM3C |
| | |

2.



3.

4.

| | | | |
|------|------|------|------|
| 2018 | 2019 | | 0.36 |
| 1.83 | 0.35 | 1.67 | |

5.

| | |
|--|-------------------|
| | 2019 12 31 |
| | 97.18 |
| | 20.70 |
| | 76.48 |
| | 2019 |
| | 1.83 |
| | 1.67 |
| | 1.67 |

6.

7.

1

2

8.

24

9.

1. ~~010~~

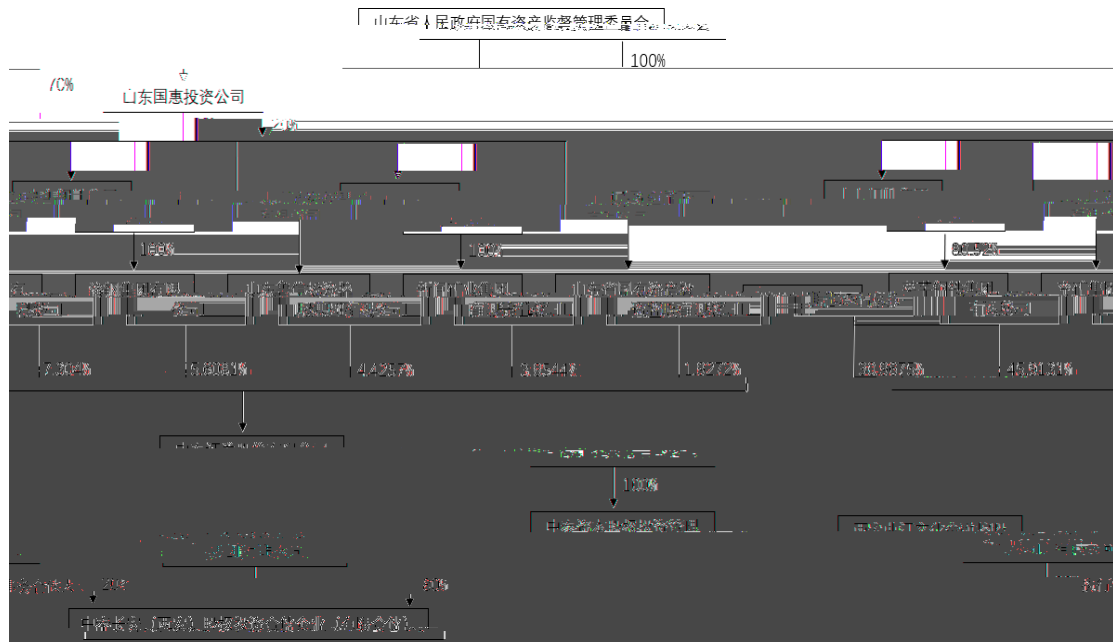
| | |
|--|-----------|
| | |
| | 2019 8 12 |

1111



| | |
|--|--------------------|
| | 100,000 |
| | 91610133MA6X2X1X56 |
| | |

2.



3.

4.

2019 8 12

5.

2019 8 12

6.

7.

1

2

1.

100% 40%

2.

2015 12
2016 9 " "

2016 12

10% 50% 40%
28% 17.6%
" "

3.

" "

" "

2016

68 25

1.

2.

" "

| | | | | |
|------|--------|--------|--------|------|
| 2017 | 52.75% | 2019 | 61.39% | 2019 |
| | | 55.09% | 2018 | 2.07 |

3.

4.

“ ”

5.

20

TA CRM

1.

2.

1.

2020 7 7

20

80%

" "

20

=

20

20

$$P1=P0-D$$

$$P1=P0/(1+N)$$

$$P1=(P0-D)/(1+N)$$

P0

D

N

P1

2.

1,189,203,853

30%

| | | |
|-------------|--------|-------------|
| | 13.10% | 674,912,827 |
| | | 4.99% |
| | | 257,145,513 |
| | | 4.99% |
| 257,145,513 | | |

3.

4.

5.

60
18

1.

2.

3.

4.

5.

1.

2.

3.

/ 2

/ / 4

/ 3

1

/

o

4.

30

4.2

1%

10%

10%

1.

2.

3.

34.58%

21.62%

26.60%

16.63%

13.10%

2

3

4

57

[2012]37

3

[2013]43

3

"

10%


50%

5%

20%

³ 2020 5 18 2019
7 6

< < > 2020
>





2/3

| | | | |
|------|----------------|----------------|--------|
| | | | |
| 2019 | 118,920,385.38 | 581,527,983.85 | 20.45% |
| 2018 | 79,280,256.92 | 319,474,221.09 | 24.82% |
| 2017 | 61,809,834.64 | 352,236,506.88 | 17.55% |
| | | | 62.24% |

3.

[2012]37

3

[2013]43

2020 -2022

" "

1.

2.

3.

2020-2022

1

2



10

1

6

"

"

80%

40%

20%

7





[2013]110

[2015]31

3,964,012,846

1,189,203,853

37

1.

1

2

2020 11

" ¼

=

9

2.

2020

10%

10%

| | 2019 | 2020 /2020 | |
|-------------|-------------|------------|-----------|
| | 12 31 | 12 | 31 |
| / | 0.1466 | 0.1466 | 0.1431 |
| 2020 | 2019 | 10% | |
| | 58,152.80 | 52,337.52 | 52,337.52 |
| | 58,131.75 | 52,318.58 | 52,318.58 |
| / | 0.1467 | 0.1320 | 0.1288 |
| / | 0.1467 | 0.1320 | 0.1288 |
| / | 0.1466 | 0.1320 | 0.1288 |
| / | 0.1466 | 0.1320 | 0.1288 |

9

3.

1.

2.

3.

4.

1.

~~BE~~

3.

B