

财富合伙人

于亚洲日急 共创财富未来



2022 5

2022

5 13



-
-
-

wind /

2022 3 31

P/E TTM
50

P/E

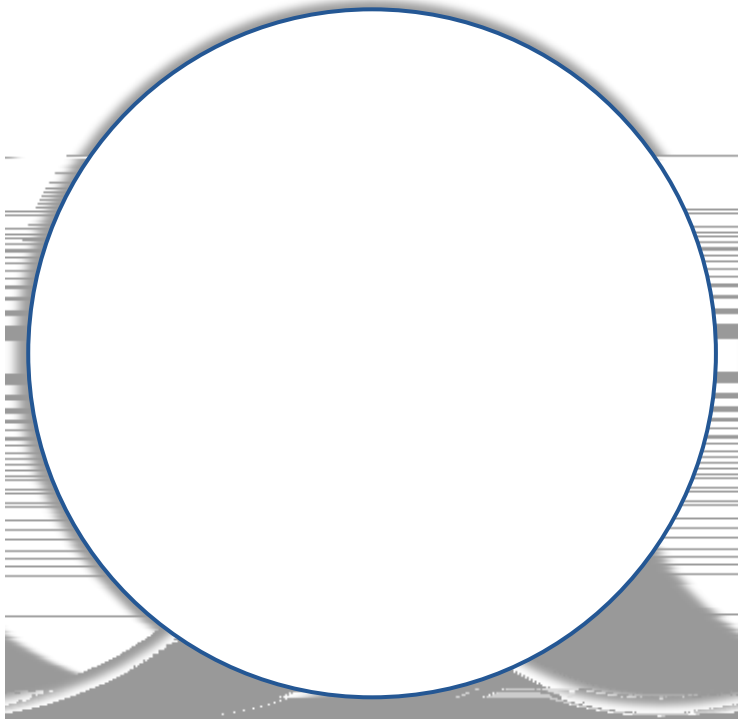
TTM


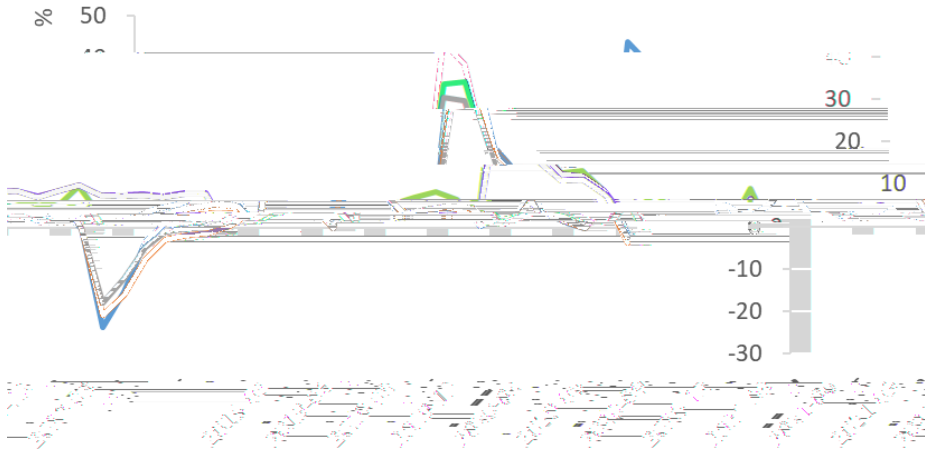


2019 12 31

2010 1 1

2010 6 1

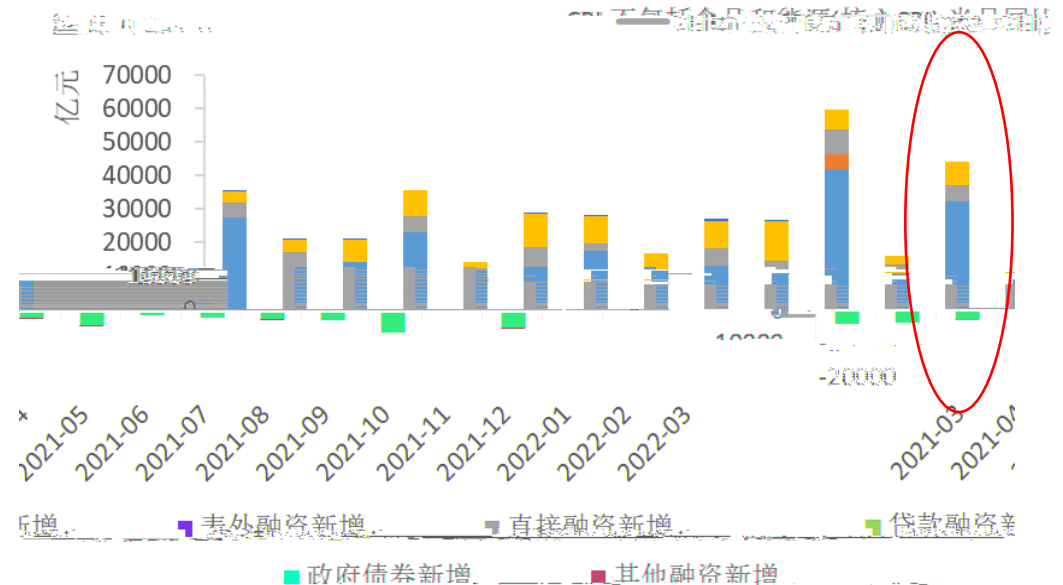
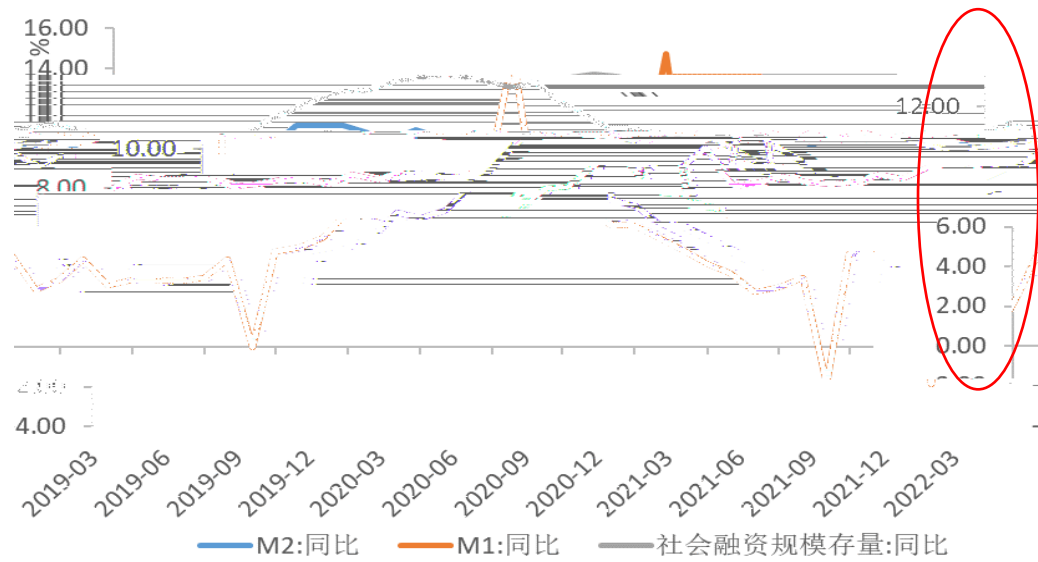
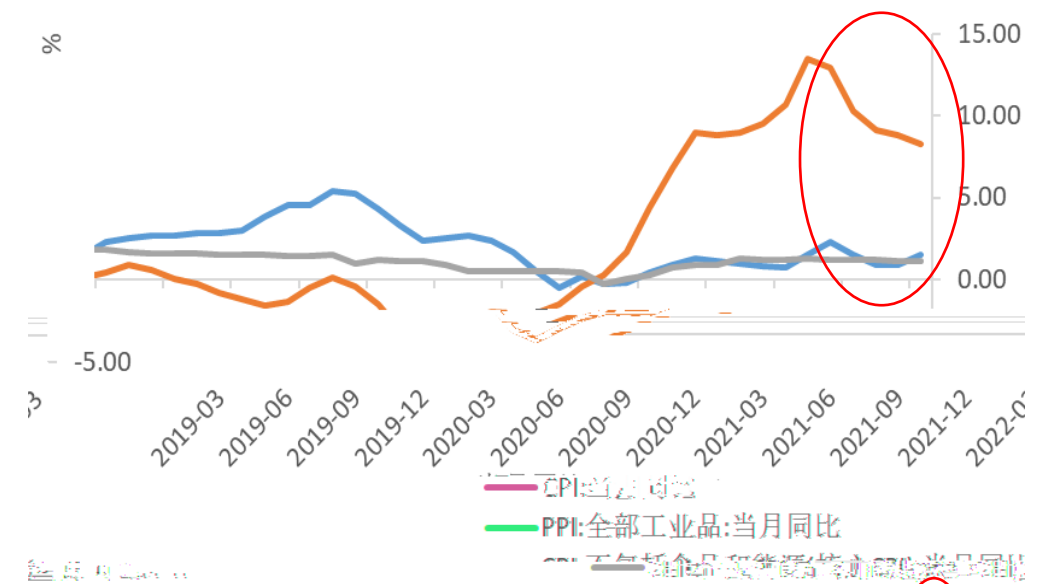
		-1.06	-6.31	-10.23	-11.86	-12.27	12.45	31.5		
		-0.57	-9.05	-17.74	-23.45	-23.84	24.02	52.2		
		-2.57	-15.61	-20.70	-17.04	-18.63	70.38	58.7		
		0.28	-3.23	-10.06	-19.23	-22.94	10.29	51.8		
		0.51	-4.89	-13.07	-21.55	-22.93	12.31	45.8		
		-2.29	-11.02	-14.81	-13.28	-11.61	17.50	1.5		
		-1.10	-13.19	-23.65	-28.48	-32.01	41.48	0.0		
	500	-5.96	-8.80	-4.50	-1.23	10.01	21.01	53.6		
	100	-1.09	0.38	-0.13	8.34	16.78	14.78	19.8		
		1.97	-4.13	-11.42	-27.46	-22.55	9.95	42.9		
	CAC40	-2.70	-1.89	-6.98	3.60	17.70	14.94	21.7		
	DAX	-2.79	-2.20	-9.19	-7.81	2.76	12.44	9.3		
		-0.99	-5.75	-9.72	-21.16	-16.66				
		0.03	0.38	0.28	5.59	6.94				
		0.12	0.55	0.66	4.14	5.56				
		-0.34	22.98	55.38	75.15	77.30				
		-2.08	1.31	20.31	58.85	104.79				
		-5.94	-10.52	25.94	61.61	74.15				
		-0.22	0.86	1.71	9.86	22.43				
		-2.80	-2.13	5.49	6.45	-0.10				
		-3.44	-2.98	4.56	-8.19	14.03				
		-5.55	-6.37	-0.70	-1.64	25.08				
		-8.64	-13.69	-2.76	25.57	52.21				
		-1.18	-7.70	26.79	418.54	66.01				
		-2.01	4.12	16.35	11.31	28.53				
		-0.61	-0.87	0.55	6.22	8.25				
		2.57	4.94	6.16	13.92	14.74				







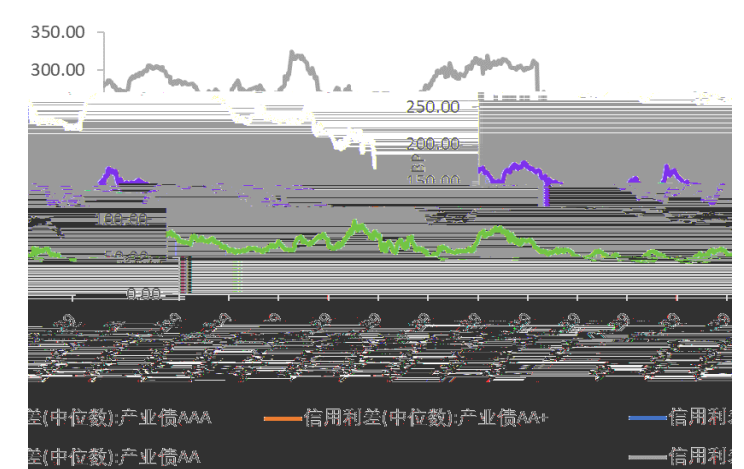
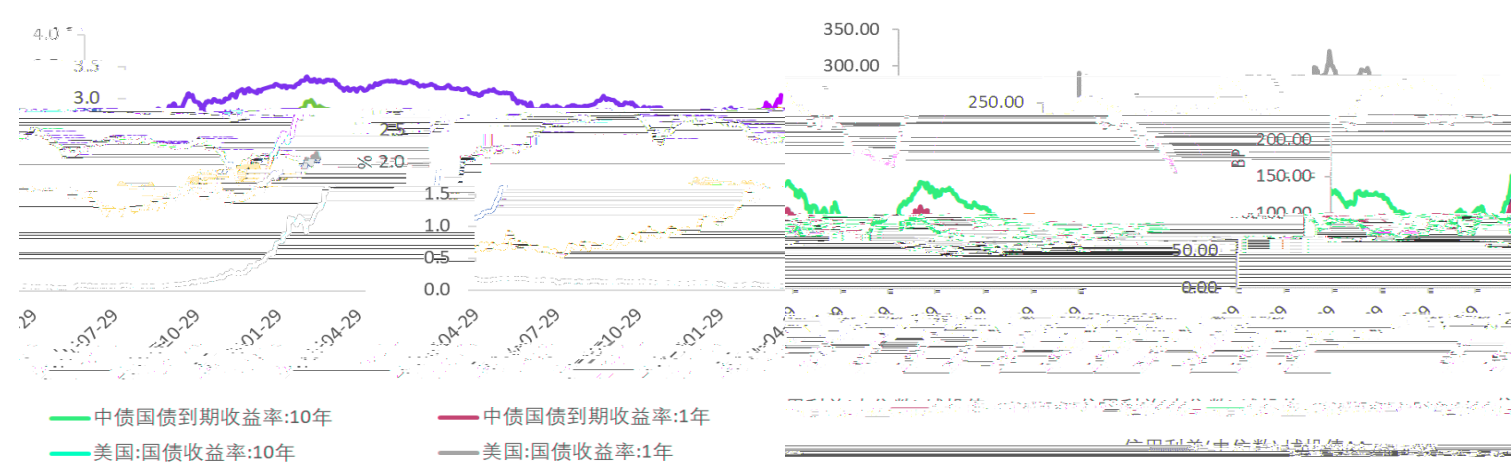
- 限额以上企业消费品零售总额:当月同比
- 社会消费品零售总额:当月同比
- 社会消费品零售总额:商品零售:当月同比

-
-
-
-
-
-
-



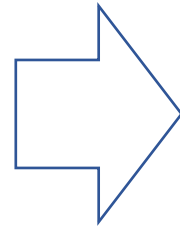


-
-
-
-
-



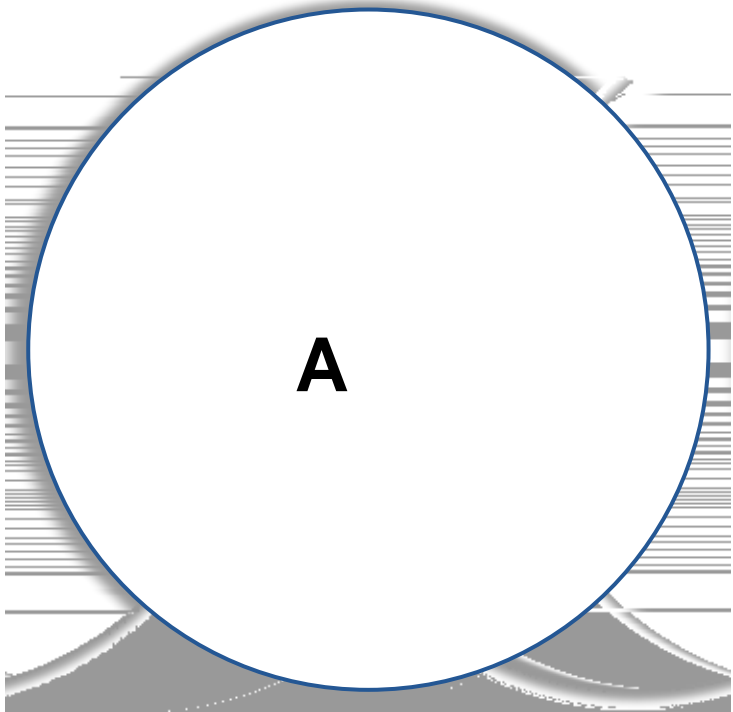


-
-

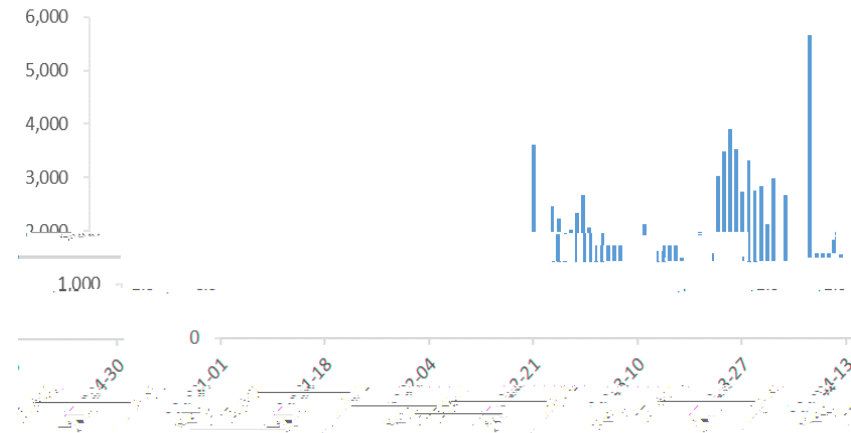


-
-

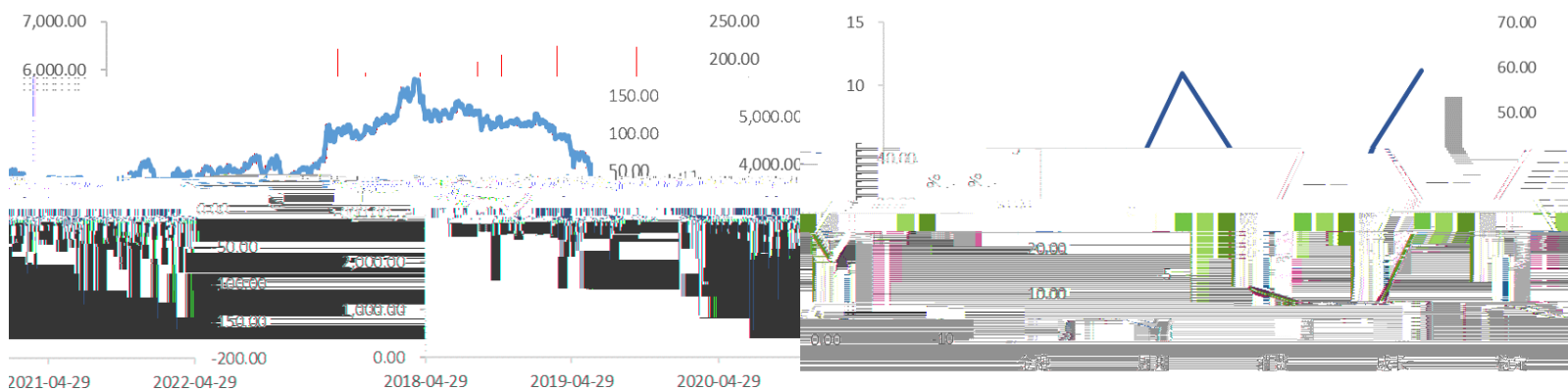
-
-



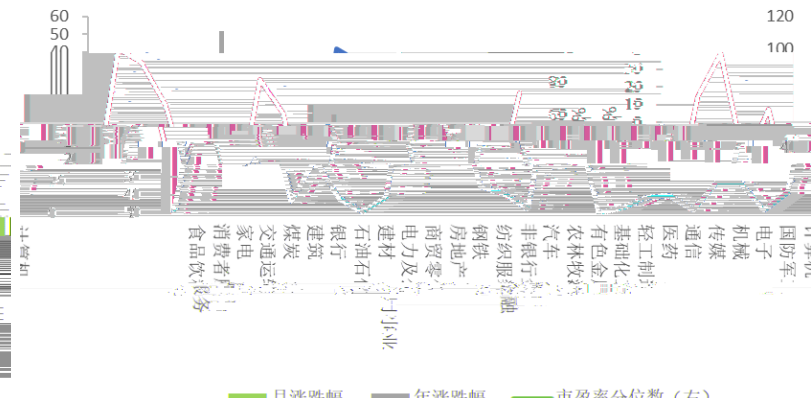
-
-
-



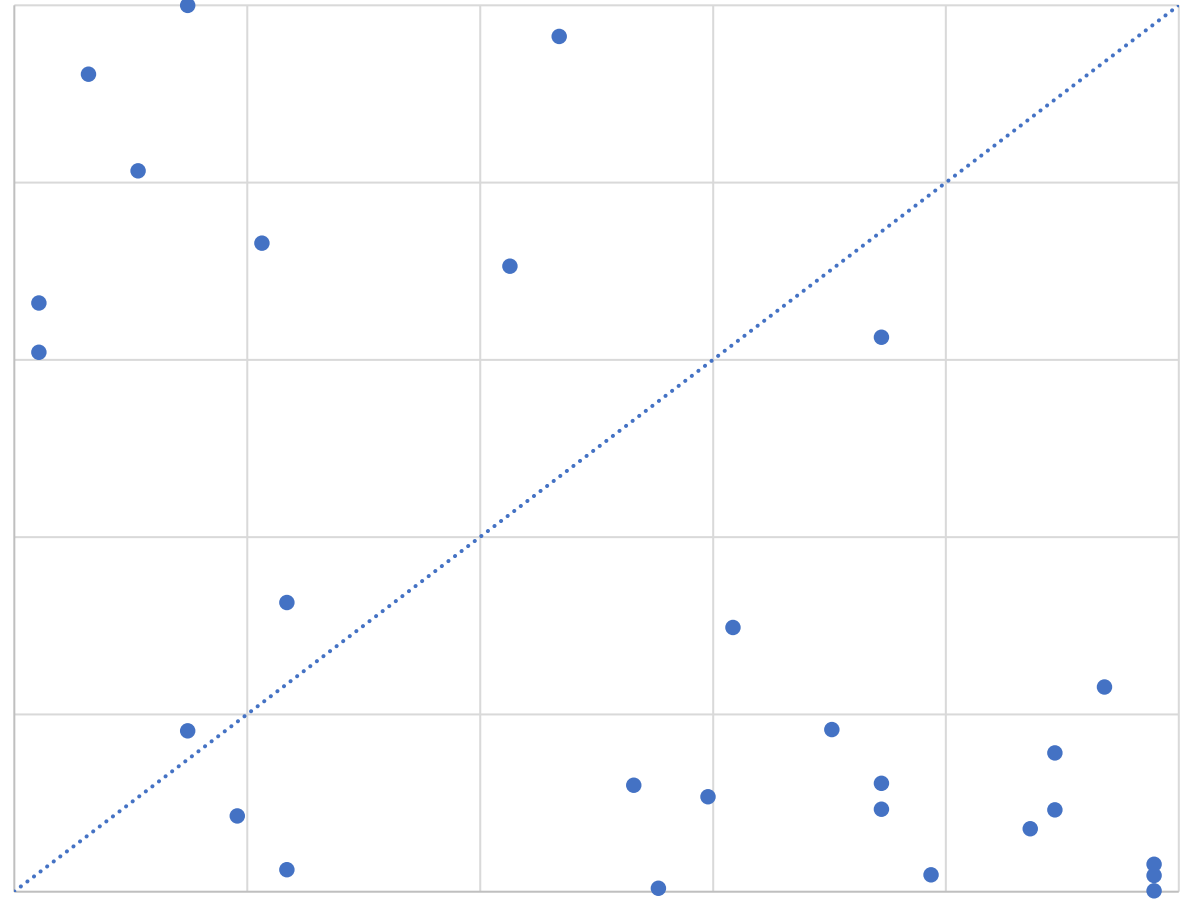
■ 全国·确诊病例·新冠肺炎·当日新增



左轴(左) ■ 最近一周 ■ 最近一月 ■ 最近二个月 ■ 最近一年 ■ 当前5分位




■ 月涨跌幅 ■ 年涨跌幅 ■ 市盈率分位数(右)

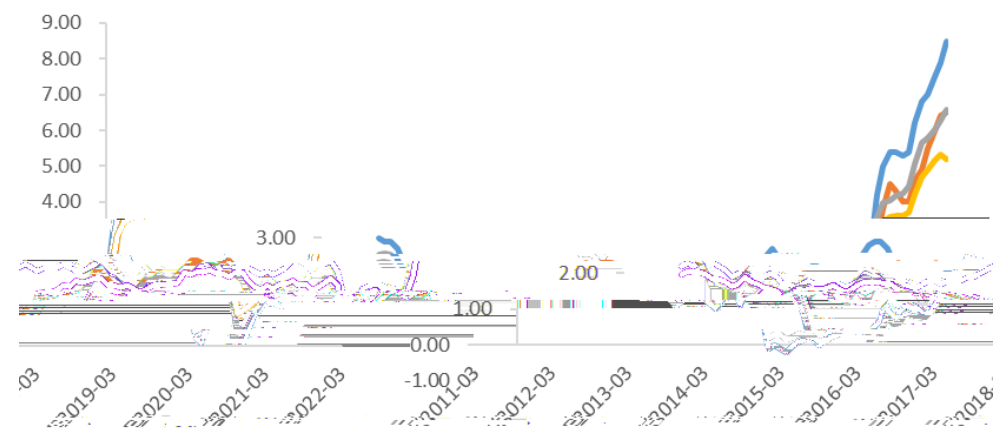


-
-
-
-


500	-5.96	-8.80	-4.50	-1.23	10.01
100	-1.09	0.38	-0.13	8.34	16.78
CAC40	1.97	-4.13	-11.42	-27.46	-22.55
DAX	-2.70	-1.89	-6.98	3.60	17.70
	-2.79	-2.20	-9.19	-7.81	2.76
	-0.99	-5.75	-9.72	-21.16	-16.66



WHO:全球确诊病例(新冠肺炎)累计新增



PI:当月同比
E:当月环比
—美国:CPI:当月同比
—美国:核心CPI
—美国:PCE:当月同比
—美国:核心PCE



-

-

"

"



2022

